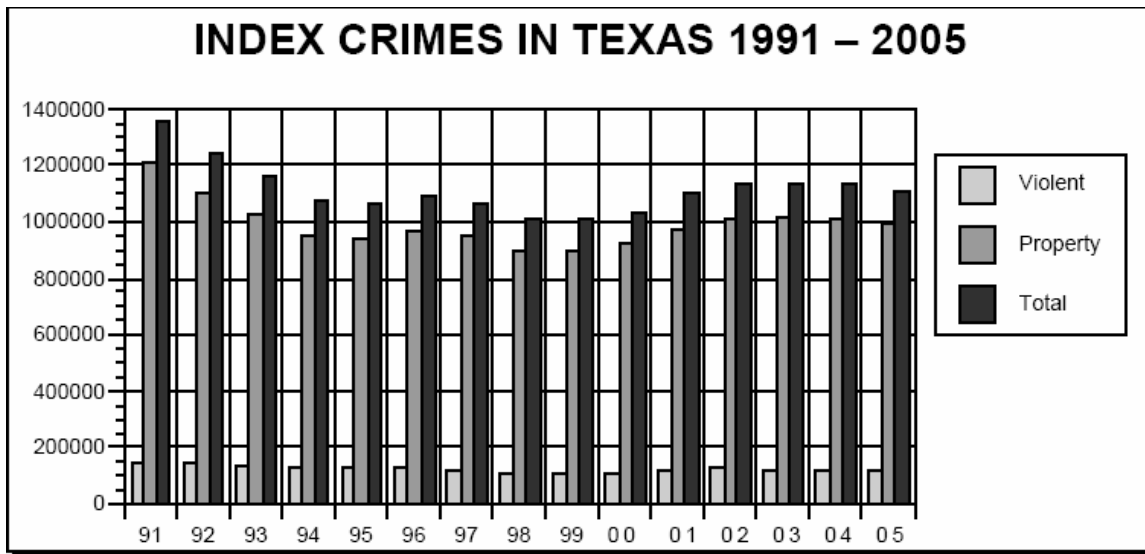


Texas Crime Report for 2005

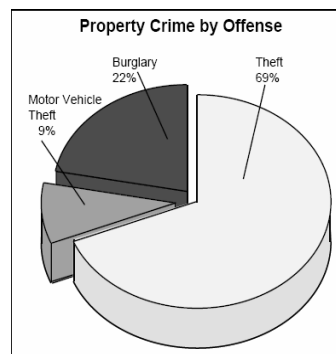
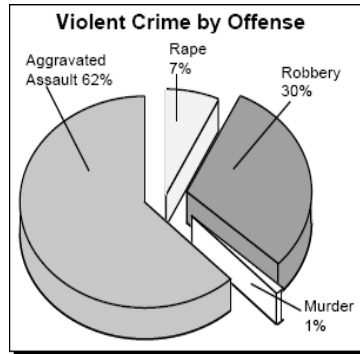
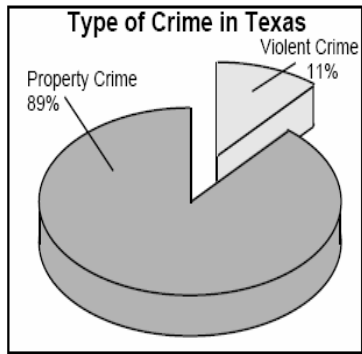
Data presented in this report is extracted from a report issued by the Texas Department of Public Safety for 2005 crime in Texas. The data is a statistical method to make possible the analysis of crime trends. Rather than collect reports of all crimes committed, the agency collects the reports of seven index crimes. These are all serious crimes either by their nature or because of the frequency with which they occur.

The Index Crimes in Texas

The Index Crimes are categorized as Violent Crimes (murder, forcible rape, robbery and aggravated assault) or as Property Crimes (burglary, larceny-theft, and motor vehicle theft).

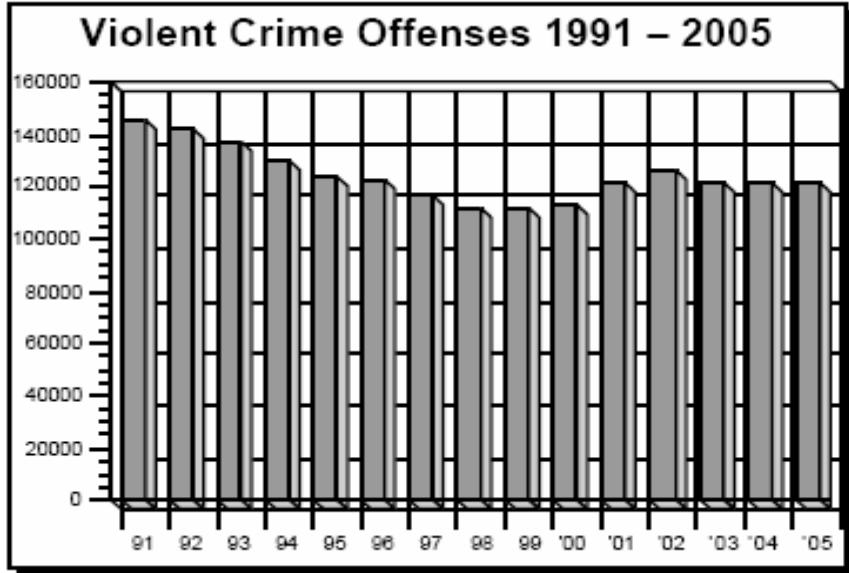


Type of Crime



Although Violent Crime accounts for only 11% of the crimes, they are considered more serious. The violent crime rate was 529.7 per 100,000 persons, a 2.0% decrease from the rate in 2004.

Violent Crime



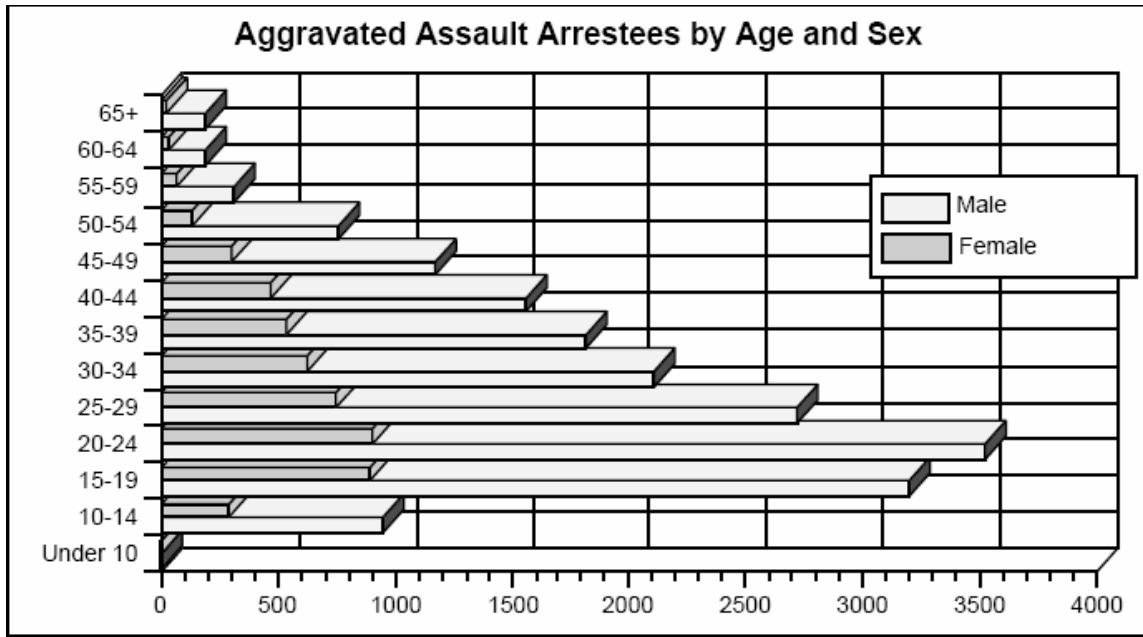
An estimated 121,100 violent crimes occurred during 2005, a 0.4% decrease from 2004.

Aggravated Assault

The Aggravated Assault rate in 2005 was 329.9 per 100,000 persons. This represents a 2.4 % decrease from 2004. The use or attempted use of weapons or the infliction of serious injury by use of hands, feet, fist, etc. separates this category from assaults categorized as “simple assaults”.

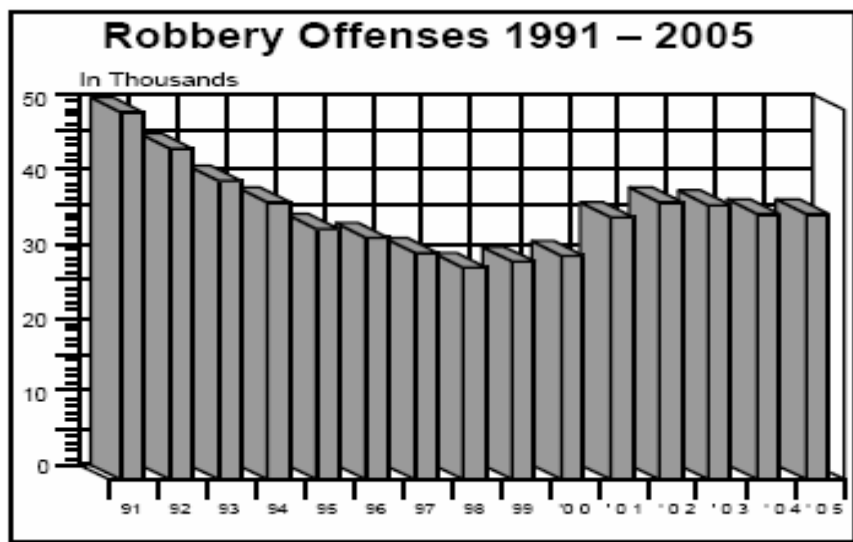


Persons Arrested f or Aggravated Assault

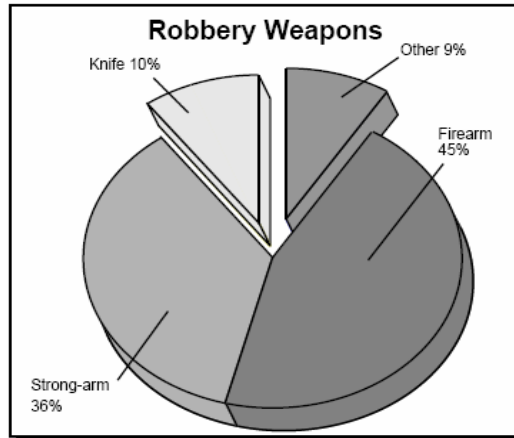
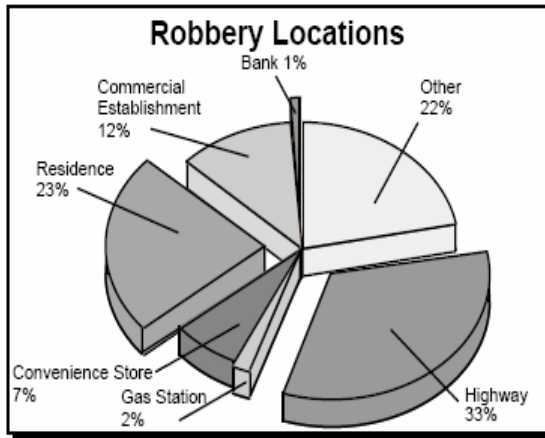


Of the aggravated assault arrestees in 2005: 11% were juveniles (16 and under) : 79% were male; 71% were white; 28% were Black and the remainder other races. The age group with the highest number of arrests was the 20 to 24 age group.

Robbery

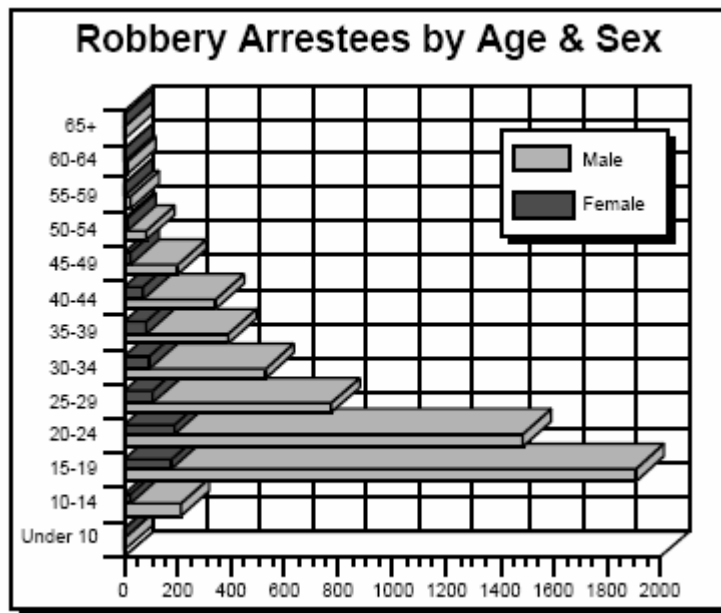


Highway or streets robbery accounted for 33% of the offenses followed by residence robberies. Firearms and Strong-arm methods were the leading weapons used during the robberies.



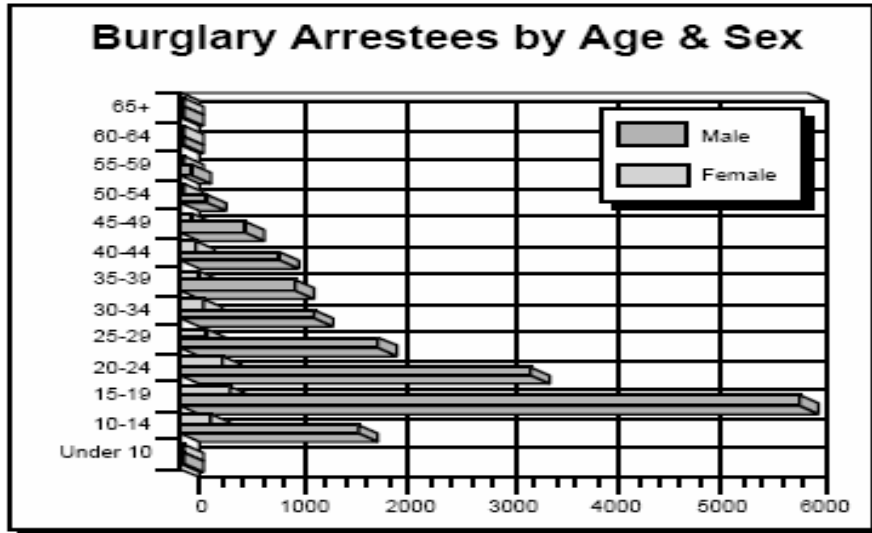
Persons Arrested for Robbery

Of the Robbery arrest in 2005 13% were juveniles; 88% were male; 56% were white; 44% were Black. The age group reflecting the robbery arrestees was the 15 to 19 year old group.



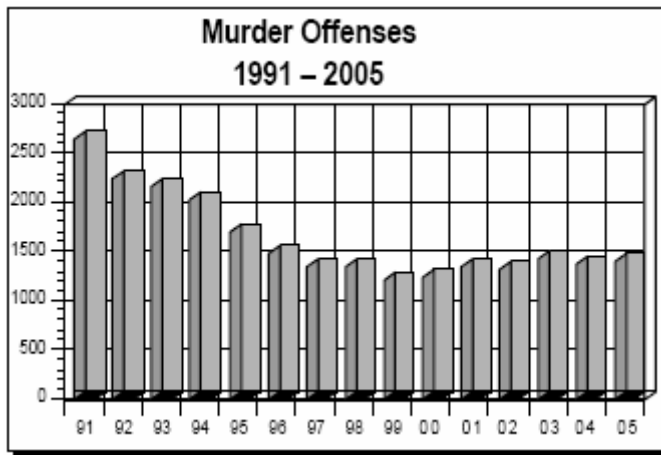
Persons Arrested for Burglary

22% of the arrests were juveniles; 90% were male; 74% were white; 25% were Black. The age group with the largest number of burglary arrestees was the 18 to 19 year old group.

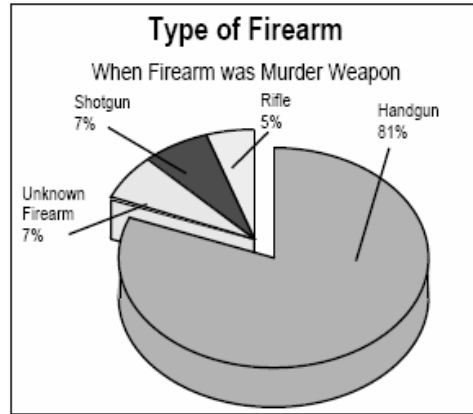
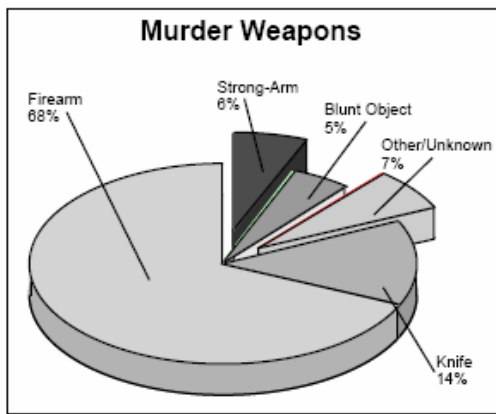


Murder

Of the Violent Crimes, Murder is the most vicious. This category includes any death resulting from a fight, argument, quarrel, assault or commission of a crime. In 2005 there were 1,405 murders committed in Texas. This represents a 3.4% increase over 2004.

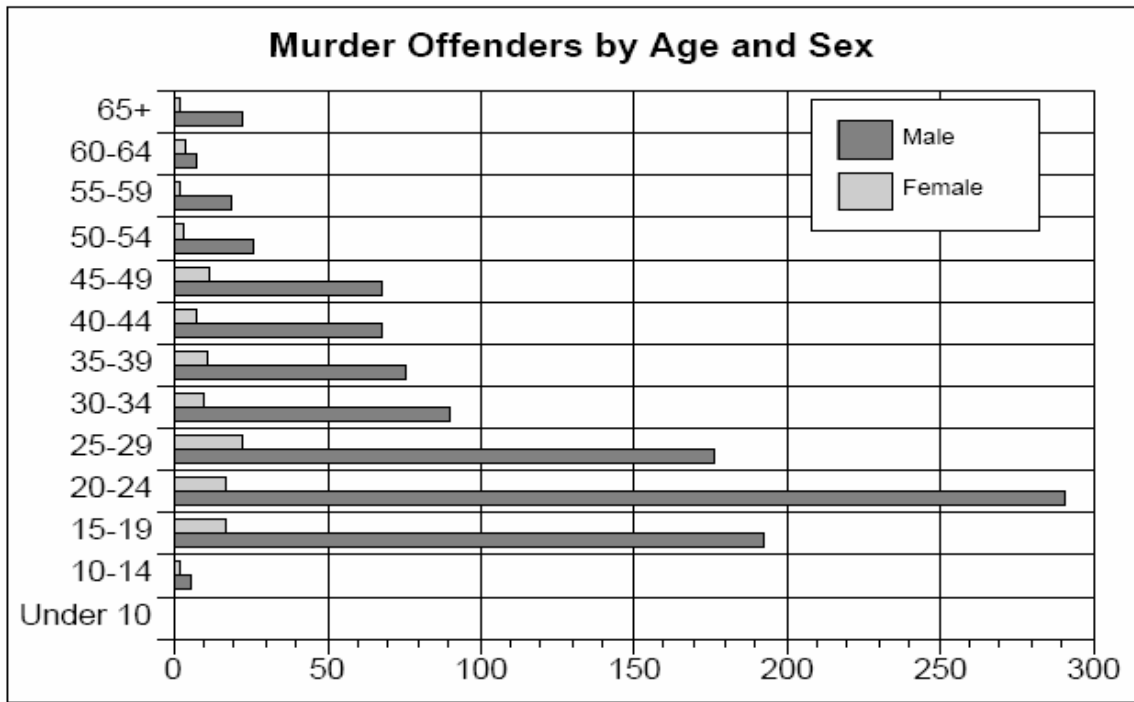


Most murders were committed with a firearm, 68% and a handgun was most often used.

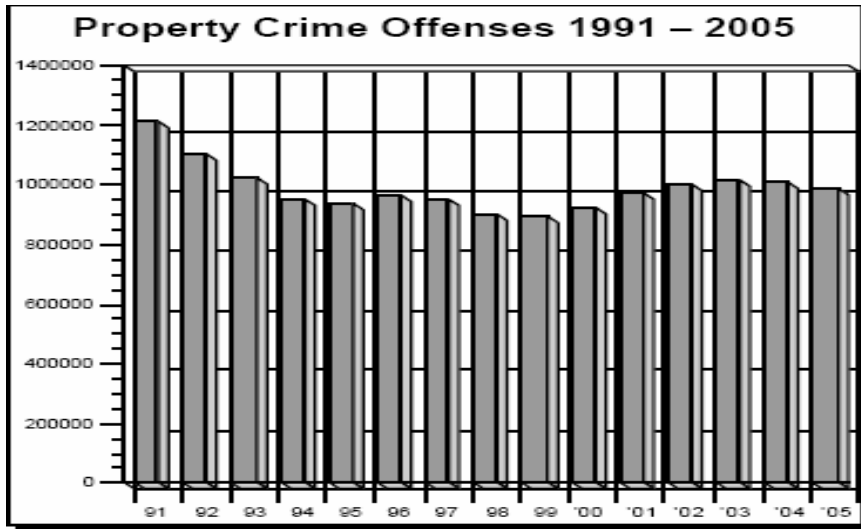


Persons Arrested for Murder

When compared to 2004 statistics, the number of persons arrested for the crime of murder in Texas increased 12.1%. Of those arrested, 89% were male; 5% were age 16 and under; 69% were white; 29% were Black. The majority of the arrests for murder were in the 15 to 29 age group. The murder victims were also in the 15 to 29 year old age group. Most victims were family members or known to the murderer.

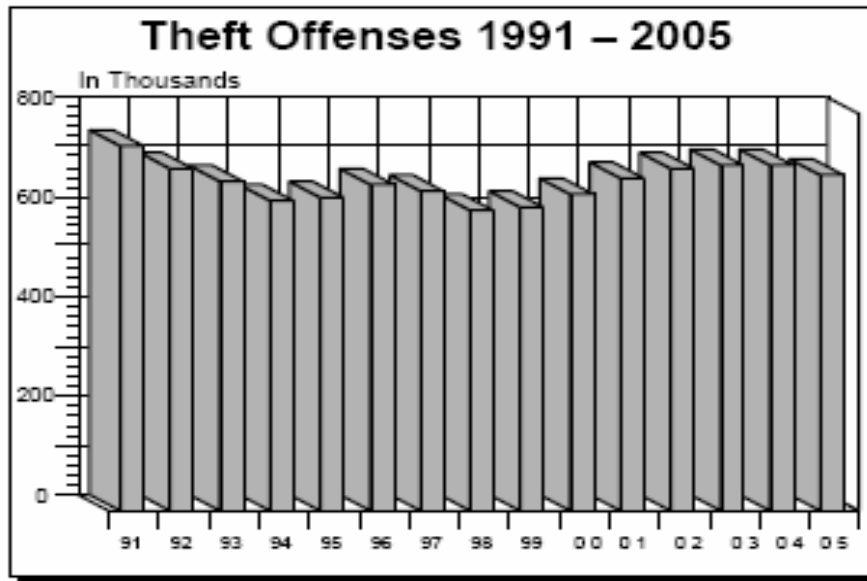


Property Crimes



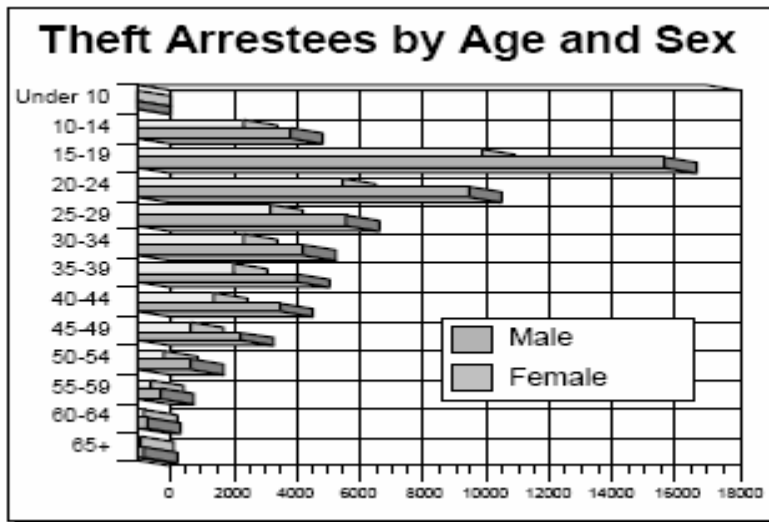

The Property Crime rate was 4,327.3 crimes per 100,000 persons, a 3.7% decrease from 2004. Larceny-theft accounted for the majority of Property Crime.

Theft



The number of thefts committed in Texas in 2005 was 676,022 making this the largest category of the Index Crimes. The volume of theft in 2005 decreased 2.9% from 2004. Theft is primarily a crime of opportunity.

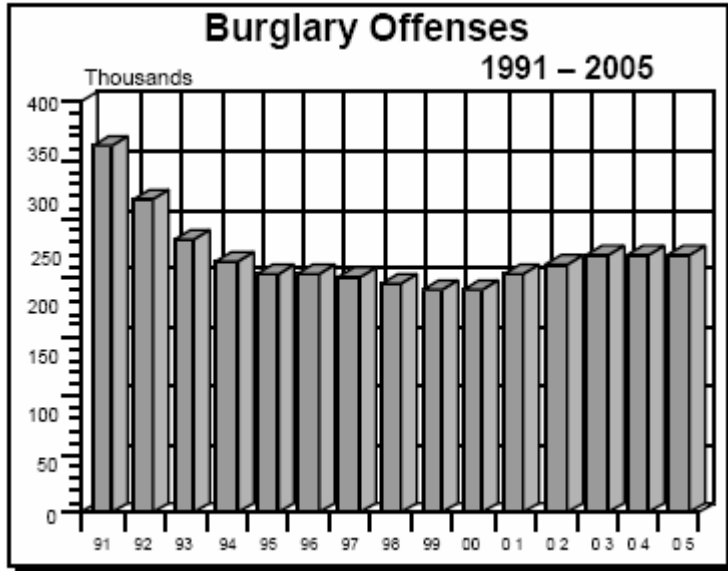
The factors of opportunity and stealth work in the favor of perpetrators and against police detection, thereby reducing available solution for this crime.



Again, the 15 to 19 year old group committed most theft.

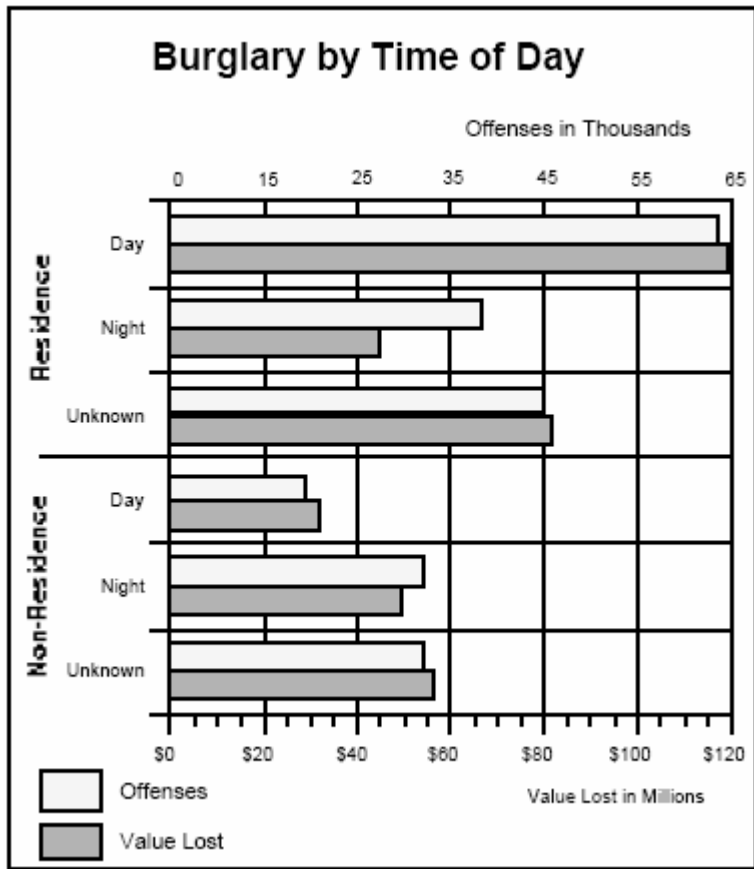
Burglary

Burglary is the unlawful entry or a structure with the intent to commit a felony or a theft. The number of Burglary offenses was 219,733 in 2005. This is a 0.2% decrease from the number in 2004.



Burglary by Time of Day

Your house is more likely to be burglarized during the day but a non-residence the prime time is night.

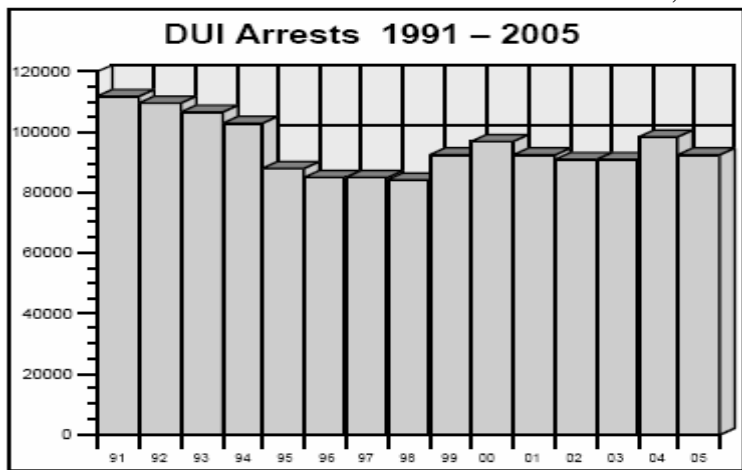


Relationship of Victim to Offender			
Relation-ship Type	Group %	Victim's Relationship	Number
Family	41%	Husband	16
		Wife	75
		Common-Law Husband	4
		Common-Law Wife	9
		Mother	12
		Father	12
		Son	20
		Daughter	17
		Brother	8
		Sister	3
		In-Law	11
		Stepfather	6
		Stepmother	0
		Stepson	4
		Stepdaughter	1
Other Family	27		
Not Family, but Known to Victim	30%	Neighbor	5
		Acquaintance	307
		Boyfriend	12
		Girlfriend	34
		Ex-Husband	0
		Ex-Wife	6
		Employee	0
		Employer	0
		Friend	27
		Homosexual Relationship	1
		Other--Known to Victim	47
Other	29%	Stranger	377
		Unknown Relationship	415

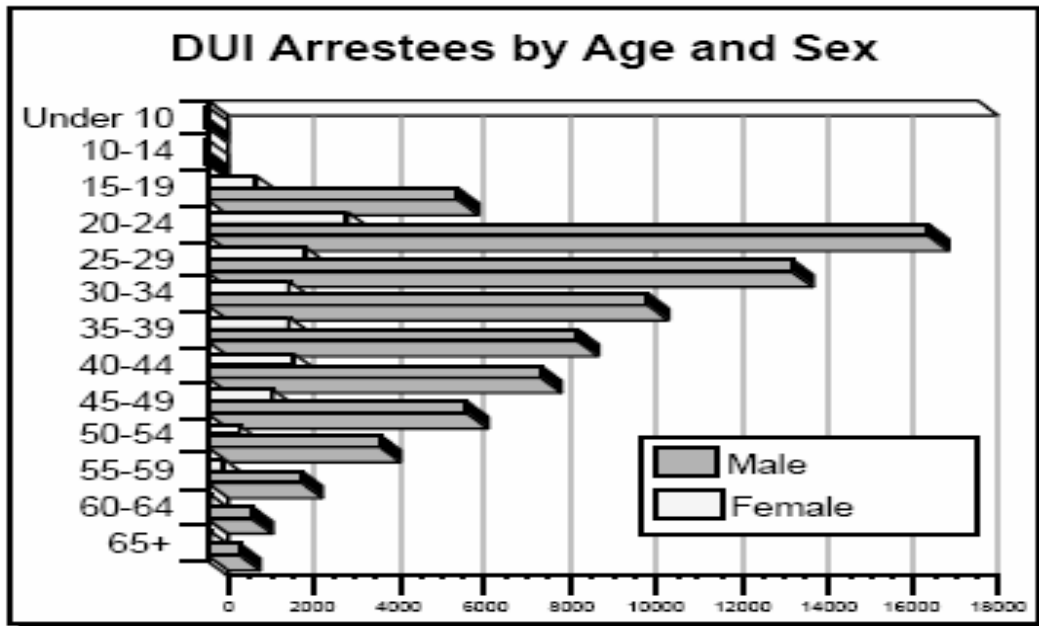
NON-INDEXED CRIMES

DUI ARRESTS

The number of DUI arrests in Texas in 2005 was 92,479 and is a decrease of 6.0% from 2004.

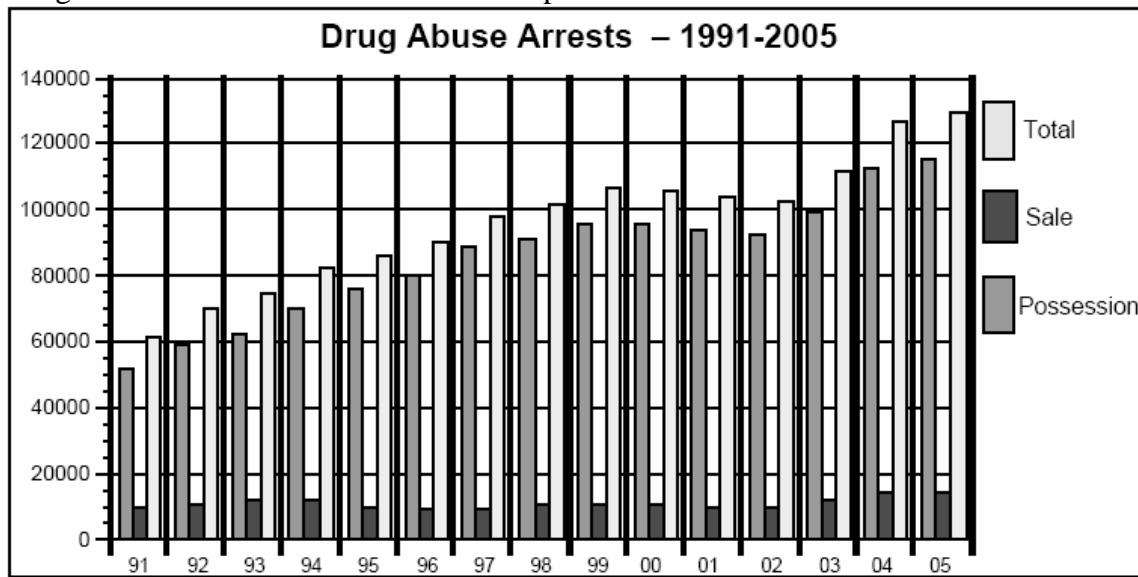


Of the 92,479 persons arrested for DUI in 2005, only 0.3% were juveniles; 83% were male; 92% were white; 7% were black. The age group with the highest number of DUI arrestees was the 20 to 24 year old group.



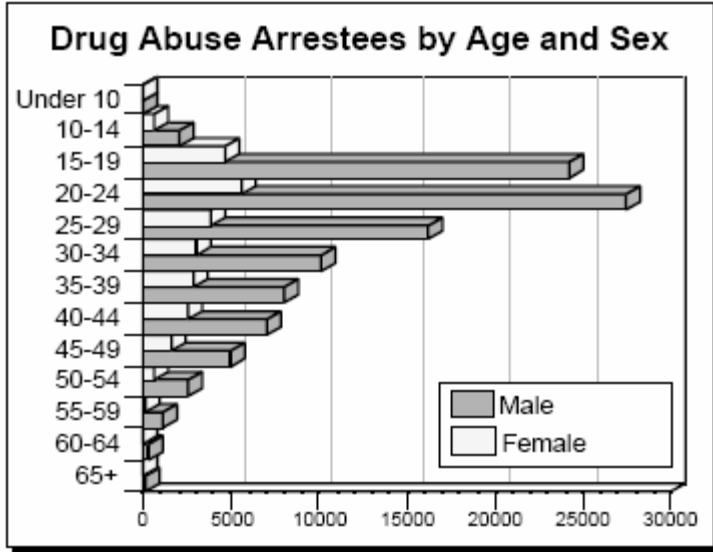
DRUG ABUSE ARRESTS

Drug abuse arrests increased 2.2% in comparison with 2004.



Persons Arrested for Drug Abuse

Of the persons arrested for drug abuse violations in 2005, 7% were juveniles; 80% were male; 72% were white; 28% were Black. The most common age group was the 20 to 24 year olds.



FAMILY VIOLENCE

Family violence increased 3.1% over 2004. These incidents involved 199,574 victims (up 2.3%) and 195,174 offenders (up 2.3%).

Family Violence	2005 Reported	2004 Estimated	% Change
Number of Incidents	187,811	182,087	+3.1%
Number of Victims	199,574	195,042	+2.3%
Number of Offenders	195,174	190,865	+ 2.3%

